

# うしのポチ袋

20201206  
202011 宮本眞理子作

## 折り図記号解説

折り図見方のコツ: 折る前に次図をご覧ください

山折り

谷折り



うしろに折る  
(山折り)



おもてに折る  
(谷折り)



折り筋を  
付け戻す



横方向に  
裏返す



中を開く



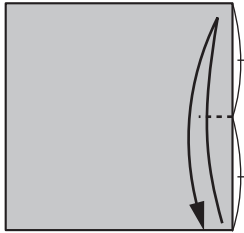
図大きく

おもて

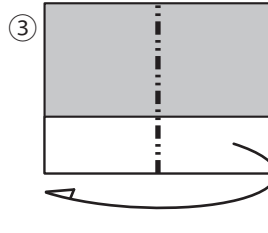
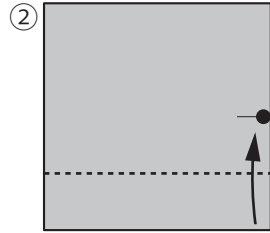
うら

材料: 15cm濃い色おりがみ・黒5cm — 各1枚ずつ

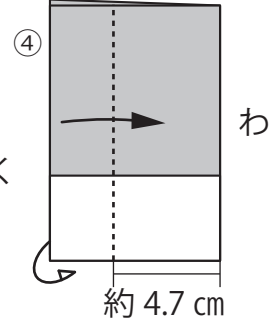
①



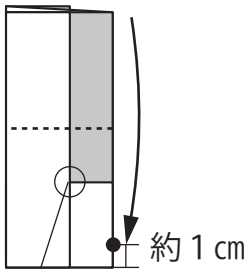
折りすじつけ



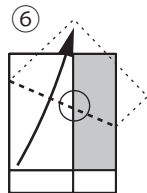
図大きく



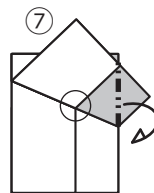
⑤



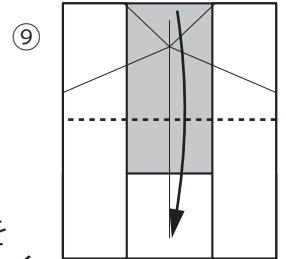
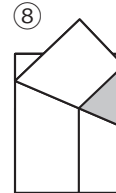
交差



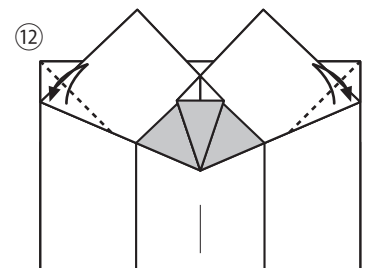
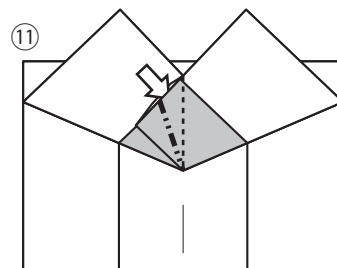
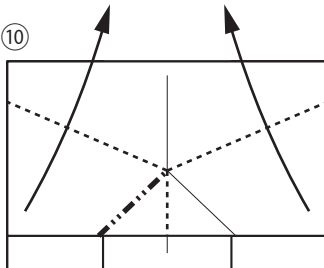
※⑤の交差している所から



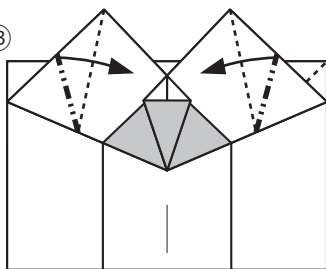
しっかり折りすじを  
つけて次図までひらく



⑩  
図大きく

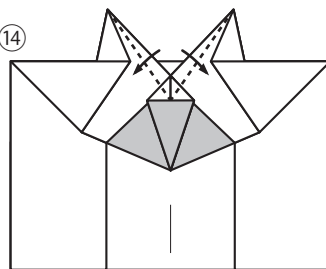


⑬

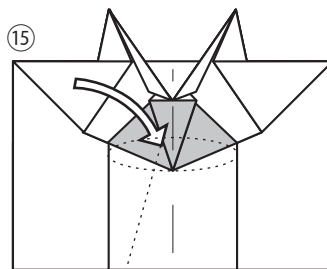


引き寄せ折り

⑭



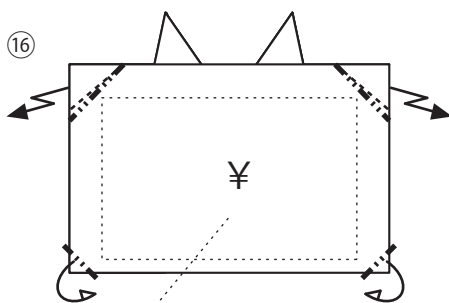
⑮



使うときは中に挟む

うらがえす

⑯



お年玉を入れて耳など折る

⑰



5cm黒おりがみをかぶせる  
※ひろげてかぶせる

⑱



目など描く